




WP30S PROFILE

WEATHER & PRESSURE PROOF
FLAT LINEAR PROFILE LUMINAIRE



Silver Anodized,
Frosted Diffuser

PROFILE FINISHING

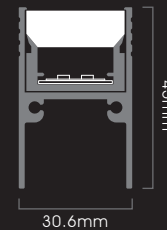
Silver Anodized



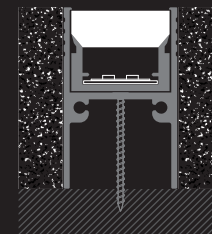
DIFFUSER

Frosted

DIMENSION



INSTALLATION



Beam Angle: 115°



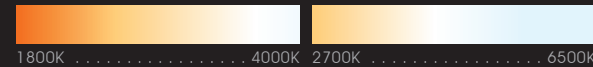
- Profile Type : 30.6mm width aluminium linear profile
- Profile Finishing : Silver Anodised
- Diffuser : Frosted
- Light Uniformity : Dot-less
- Mounting : Surface, or embedded
- Compatible LED Module : FM6, FM8 TW, FM8 WD, FM10 WD, FM10 RGB, FM12 RGBW
- CRI : Ra>90, R9>50
- SDCM : 3 step MacAdam ellipse binning
- Lifetime : Up to 50,000 hours L80 lamp life at Ta = 25°C
- Voltage : 24V DC
- Maximum Power : 20W/m
- Length Options : 113mm to 1963mm by increment of 50mm
- Operating Temperature : Ta (min) = -20°C, Ta (max) = +50°C
- Wire Connection : Supplied with insulated IP67 wires and connector at 200mm length
- IP Rating : IP67
- IK Rating : IK10
- Profile LOR : 47% (Frosted diffuser)

▣ CCT OPTIONS

Single CCT



Tunable-White



Dim-to-Warm



RGB

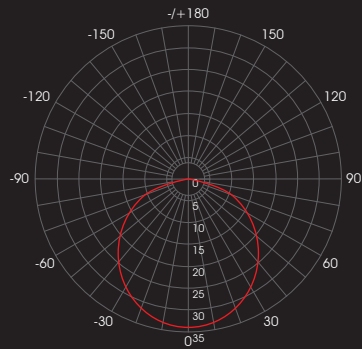


RGBW



PHOTOMETRICS

With FM6 20W/m



Correction Factor : FM6 5W/m ~ f = 0.25
 FM6 10W/m ~ f = 0.50
 FM6 15W/m ~ f = 0.75
 FM6 20W/m ~ f = 1.00

SPECIFICATIONS

With FM6, FM8 TW, FM8 WD Module

CCT	Efficacy (lm/W)	Luminous Flux per meter (lm/m)				Diffuser Type
		5W/m	10W/m	15W/m	20W/m	
1800K 2000K	36.4	182	364	545	727	Frosted
2200K 2500K	43.3	217	433	650	867	
2700K 3000K 3500K	49.8	249	498	747	996	
4000K 5000K 5700K 6500K	52.3	261	523	784	1046	

With FM10 WD Module

CCT	Dimming Level	Efficacy (lm/W)	Luminous Flux per meter (lm/m)	Diffuser Type
			15W/m	
1800K	7%	31.3	33	Frosted
2000K	16%	35.1	84	
2200K	20%	38.9	117	
2500K	29%	44.6	194	
2700K	38%	48.4	276	
3000K	100%	54.1	812	

With FM10 RGB Module

CCT	Efficacy (lm/W)	Diffuser Type	RGB Wavelength (nm)
Red	14.1	Frosted	617 - 627
Green	27.3		515 - 525
Blue	5.6		464 - 474

With FM12 RGBW Module

CCT	Efficacy (lm/W)	Diffuser Type	RGB Wavelength (nm) / White CCT
Red	23.5	Frosted	620 - 630
Green	35.7		515 - 525
Blue	9.4		460 - 470
White	54.1		3000K, 4000K, 6500K

ORDERING MATRIX

FULLY ASSEMBLED WITH FLEXIBLE LINEAR LED STRIP

Module	Finishing	Diffuser	Length	LED Module Power & CCT				Wire End & Exit Configuration	Ingress Protection																											
WP30S	SL Silver	F Frosted	113 113mm	FM6	5 5W/m	22	2200K	SR Single Wire End, Rear Exit	IP67 IP67																											
			↑ ↓							10 10W/m	25	2500K																								
			1963 1963mm										15 15W/m	27	2700K																					
			*by every 50mm													20 20W/m	30	3000K																		
																			35	3500K																
																					40	4000K														
																							50	5000K												
																									57	5700K										
																											65	6500K								
																													FM8 TW/WD	5 5W/m	TW1840	Tunable-White 1800K-4000K				
																																	10 10W/m	TW2765	Tunable-White 2700K-6500K	
																																				15 15W/m
																													20 20W/m	WD1830	Dim-to-Warm 1800K-3000K					
																																FM10 WD	15 15W/m	WD1830	Dim-to-Warm 1800K-3000K	
																																				FM10 RGB
																													15 15W/m							
	20 20W/m																																			
		FM12 RGBW	10 10W/m	RGBW30	RGBW(3000K)																															
						15 15W/m	RGBW40	RGBW(4000K)																												
	20 20W/m								RGBW65	RGBW(6500K)																										

Example: WP30S-SL-F-963-5-30-SR-IP67

WP30S Profile, Silver, Frosted Diffuser, 963mm, with FM6 - 5W/m, 3000K, Single Wire End at Rear Exit, IP67, Including 2 x End Cap