




WP25S PROFILE

WEATHER & PRESSURE PROOF
FLAT LINEAR PROFILE LUMINAIRE



Silver Anodized,
Frosted Diffuser

PROFILE FINISHING

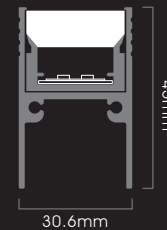
Silver Anodized



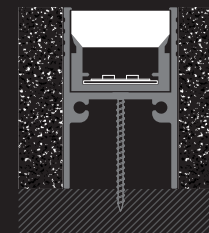
DIFFUSER

Frosted

DIMENSION



INSTALLATION



Beam Angle: 115°



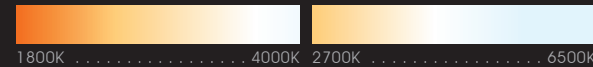
- Profile Type : 24.9mm width aluminium linear profile
- Profile Finishing : Silver Anodised
- Diffuser : Frosted
- Light Uniformity : Dot-less
- Mounting : Surface, or embedded
- Compatible LED Module : FM6, FM8 TW, FM8 WD, FM10 WD, FM10 RGB, FM12 RGBW
- CRI : Ra>90, R9>50
- SDCM : 3 step MacAdam ellipse binning
- Lifetime : Up to 50,000 hours L80 lamp life at Ta = 25°C
- Voltage : 24V DC
- Maximum Power : 15W/m
- Length Options : 113mm to 1963mm by increment of 50mm
- Operating Temperature : Ta (min) = -20°C, Ta (max) = +50°C
- Wire Connection : Supplied with insulated IP67 wires and connector at 200mm length
- IP Rating : IP67
- IK Rating : IK10
- Profile LOR : 50% (Frosted diffuser)

□ CCT OPTIONS

Single CCT



Tunable-White



Dim-to-Warm



RGB

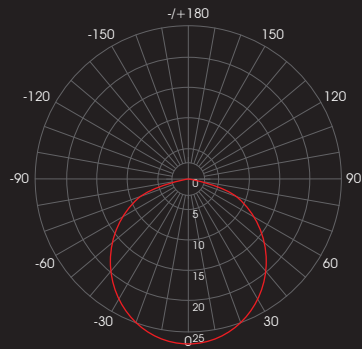


RGBW



PHOTOMETRICS

With FM6 15W/m



Correction Factor : FM6 5W/m ~ f = 0.33
 FM6 10W/m ~ f = 0.67
 FM6 15W/m ~ f = 1.00

SPECIFICATIONS

With FM6, FM8 TW, FM8 WD Module

CCT	Efficacy (lm/W)	Luminous Flux per meter (lm/m)			Diffuser Type
		5W/m	10W/m	15W/m	
1800K 2000K	38.7	193	387	580	Frosted
2200K 2500K	46.1	231	461	692	
2700K 3000K 3500K	53.0	265	530	795	
4000K 5000K 5700K 6500K	55.7	278	557	835	

With FM10 WD Module

CCT	Dimming Level	Efficacy (lm/W)	Luminous Flux per meter (lm/m)	Diffuser Type
			15W/m	
1800K	7%	33.3	35	Frosted
2000K	16%	37.3	90	
2200K	20%	41.4	124	
2500K	29%	47.5	206	
2700K	38%	51.5	294	
3000K	100%	57.6	864	

With FM10 RGB Module

CCT	Efficacy (lm/W)	Diffuser Type	RGB Wavelength (nm)
Red	15.0	Frosted	617 - 627
Green	29.0		515 - 525
Blue	6.0		464 - 474

With FM12 RGBW Module

CCT	Efficacy (lm/W)	Diffuser Type	RGB Wavelength (nm) / White CCT
Red	25.0	Frosted	620 - 630
Green	38.0		515 - 525
Blue	10.0		460 - 470
White	57.5		3000K, 4000K, 6500K

ORDERING MATRIX

FULLY ASSEMBLED WITH FLEXIBLE LINEAR LED STRIP

Module	Finishing	Diffuser	Length	LED Module Power & CCT				Wire End & Exit Configuration	Ingress Protection	
WP25S	SL Silver	F Frosted	113 113mm ↓ ↑ 1963 1963mm *by every 50mm	FM6	5 5W/m	22	2200K	SR Single Wire End, Rear Exit	IP67 IP67	
					10 10W/m	25	2500K			
					15 15W/m	27	2700K			
						30	3000K			
						35	3500K			
						40	4000K			
						50	5000K			
						57	5700K			
						65	6500K			
					FM8 TW/WD	5 5W/m	TW1840			Tunable-White 1800K-4000K
						10 10W/m	TW2765			Tunable-White 2700K-6500K
						15 15W/m	WD1830			Dim-to-Warm 1800K-3000K
FM10 WD	15 15W/m	WD1830	Dim-to-Warm 1800K-3000K							
FM10 RGB	10 10W/m	RGB	RGB							
	15 15W/m									
FM12 RGBW	10 10W/m	RGBW30	RGBW(3000K)							
	15 15W/m	RGBW40	RGBW(4000K)							
		RGBW65	RGBW(6500K)							

Example: WP25S-SL-F-963-5-30-SR-IP67

WP25S Profile, Silver, Frosted Diffuser, 963mm, with FM6 - 5W/m, 3000K, Single Wire End at Rear Exit, IP67, Including 2 x End Cap