



LP35TS PROFILE

THREE-SIDED LINEAR PROFILE LUMINAIRE



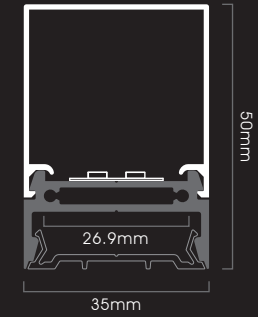
Silver Anodized,
Milky Diffuser

PROFILE FINISHING

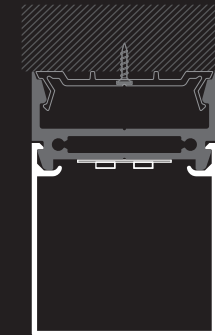
Silver Anodized



DIMENSION



INSTALLATION



ACCESSORIES




Mounting Tray



Suspension Kit

Beam Angle: 115° x 155°




- Profile Type : 35mm width aluminium linear profile
- Profile Finishing : Silver Anodised
- Diffuser : Milky
- Light Uniformity : Dot-less
- Mounting : Surface, with aluminium mounting tray
Suspended, with optional suspension kit
- Compatible LED Module : FM6, FM12, FM8 TW, FM8 WD, FM10 WD, FM10 RGB, FM12 RGBW
- CRI : Ra>90, R9>50
- SDCM : 3 step MacAdam ellipse binning
- Lifetime : Up to 50,000 hours L80 lamp life at Ta = 25°C
- Voltage : 24V DC
- Maximum Power : 30W/m
- Length Options : 113mm to 1963mm by increment of 50mm
- Operating Temperature : Ta (min) = -20°C, Ta (max) = +50°C
- Wire Connection : Supplied with insulated wires at 200mm length
- IP Rating : IP40 or IP54
- Profile LOR : 77% (Milky diffuser)

☐ CCT OPTIONS

Single CCT



Tunable-White



Dim-to-Warm



RGB

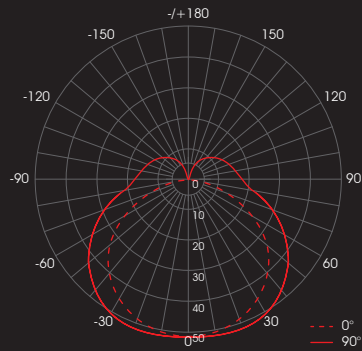


RGBW



PHOTOMETRICS

With FM12 30W/m



Correction Factor : FM6 5W/m ~ f = 0.17
 FM6 10W/m ~ f = 0.33
 FM6 15W/m ~ f = 0.50
 FM6 20W/m ~ f = 0.67
 FM12 25W/m ~ f = 0.83
 FM12 30W/m ~ f = 1.00

SPECIFICATIONS

With FM6, FM12, FM8 TW, FM8 WD Module

CCT	Efficacy (lm/W)	Luminous Flux per meter (lm/m)						Diffuser Type
		5W/m	10W/m	15W/m	20W/m	25W/m	30W/m	
1800K 2000K	59.6	298	596	894	1191	1490	1788	Milky
2200K 2500K	71.0	355	710	1065	1420	1776	2131	
2700K 3000K 3500K	81.6	408	816	1224	1632	2041	2449	
4000K 5000K 5700K 6500K	85.7	428	857	1285	1714	2143	2571	

With FM10 WD Module

CCT	Dimming Level	Efficacy (lm/W)	Luminous Flux per meter (lm/m)	Diffuser Type
			15W/m	
1800K	7%	51.2	54	Milky
2000K	16%	57.4	138	
2200K	20%	63.7	191	
2500K	29%	73.1	318	
2700K	38%	79.3	452	
3000K	100%	88.7	1331	

With FM10 RGB Module

CCT	Efficacy (lm/W)	Diffuser Type	RGB Wavelength (nm)
Red	23.1	Milky	617 - 627
Green	44.7		515 - 525
Blue	9.2		464 - 474

With FM12 RGBW Module

CCT	Efficacy (lm/W)	Diffuser Type	RGB Wavelength (nm) / White CCT
Red	38.5	Milky	620 - 630
Green	58.5		515 - 525
Blue	15.4		460 - 470
White	88.6		3000K, 4000K, 6500K

ORDERING MATRIX

FULLY ASSEMBLED WITH FLEXIBLE LINEAR LED STRIP

Module	Finishing	Diffuser	Length	LED Module Power & CCT				Wire End & Exit Configuration	Ingress Protection	
LP35TS	SL Silver	M Milky	113 113mm ↓ ↓ 1963 1963mm *by every 50mm	FM6	5 5W/m	22	2200K	SE Single Wire End, End Cap Exit	IP40 IP40	
					10 10W/m	25	2500K			
					15 15W/m	27	2700K			
					20 20W/m	30	3000K			
					FM12	25 25W/m	35			3500K
						30 30W/m	40			4000K
				FM8 TW/WD	5 5W/m	TW1840	Tunable-White 1800K-4000K			
					10 10W/m	TW2765	Tunable-White 2700K-6500K			
					15 15W/m	WD1830	Dim-to-Warm 1800K-3000K			
					20 20W/m					
				FM10 WD	15 15W/m	WD1830	Dim-to-Warm 1800K-3000K			
				FM10 RGB	10 10W/m	RGB	RGB			
					15 15W/m					
					20 20W/m					
				FM12 RGBW	10 10W/m	RGBW30	RGBW(3000K)			
					15 15W/m	RGBW40	RGBW(4000K)			
					20 20W/m	RGBW65	RGBW(6500K)			

Example: LP35TS-SL-M-963-5-30-SE-IP40

LP35TS Profile, Silver, Milky Diffuser, 963mm, with FM6 - 5W/m, 3000K, Single Wire End at End Cap Exit, IP40, Including 2 x End Cap & Mounting Tray

LINEAR PROFILE ONLY

Profile	Finishing	Diffuser	Length
LP35TS	SL Silver	M Milky	1000 1000mm
			1500 1500mm
			2000 2000mm

Example: LP35TS-SL-M-2000
LP35TS Profile, Silver, Milky Diffuser, 2000mm

End Cap	Finishing	Type
LP35TS-EC	SL Silver	B Blank

Example: LP35TS-EC-SL-B
LP35TS End Cap, Silver, Blank

Mounting Tray	Length
MP35TS-MT	1000 1000mm
	1500 1500mm
	2000 2000mm

Example: LP35TS-MT
LP35TS Mounting Tray

Suspension Kit
LP35TS-SK

Example: LP35TS-SK
LP35TS Suspension Kit