



LP20F PROFILE

FLAT LINEAR PROFILE LUMINAIRE




Matt Black,
Frosted Diffuser

Silver Anodized,
Frosted Diffuser

PROFILE FINISHING

Matt Black

Silver Anodized

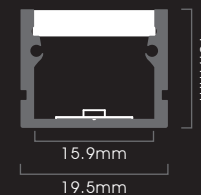


DIFFUSER

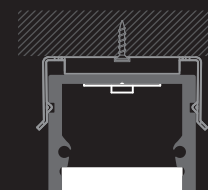
Black

Frosted

DIMENSION



INSTALLATION



ACCESSORIES




Mounting Clip



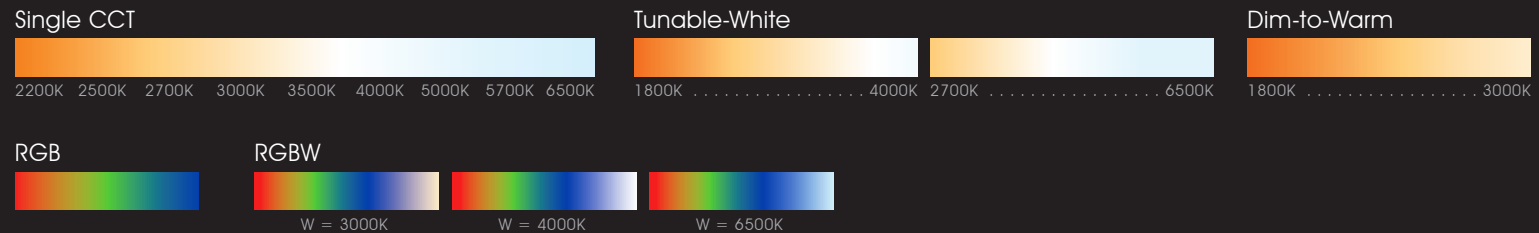
23.7mm

Beam Angle: 105°



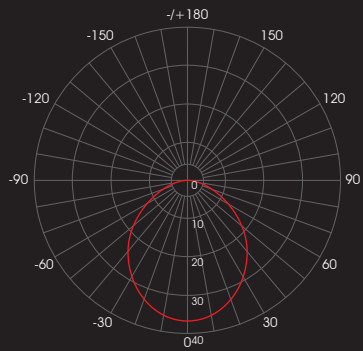
- Profile Type : 19.5mm width aluminium linear profile
- Profile Finishing : Matt Black / Silver Anodised
- Diffuser : Frosted / Black
- Light Uniformity : Lightly dot-visible (Frosted diffuser), Dot-less (Black diffuser)
- Mounting : Surface, with stainless steel mounting clip
- Compatible LED Module : FM6, FM8 TW, FM8 WD, FM10 WD, FM10 RGB, FM12 RGBW
- CRI : Ra>90, R9>50
- SDCM : 3 step MacAdam ellipse binning
- Lifetime : Up to 50,000 hours L80 lamp life at Ta = 25°C
- Voltage : 24V DC
- Maximum Power : 20W/m
- Length Options : 113mm to 1963mm by increment of 50mm
- Operating Temperature : Ta (min) = -20°C, Ta (max) = +50°C
- Wire Connection : Supplied with insulated wires at 200mm length
- IP Rating : IP40 or IP54
- Profile LOR : 45% (Frosted diffuser), 5% (Black diffuser)

☐ CCT OPTIONS



PHOTOMETRICS

With FM6 20W/m



Correction Factor : FM6 5W/m ~ f = 0.25
 FM6 10W/m ~ f = 0.50
 FM6 15W/m ~ f = 0.75
 FM6 20W/m ~ f = 1.00

SPECIFICATIONS

With FM6, FM8 TW, FM8 WD Module

CCT	Efficacy (lm/W)	Luminous Flux per meter (lm/m)				Diffuser Type
		5W/m	10W/m	15W/m	20W/m	
1800K	34.9	174	348	523	696	Frosted
2000K	3.9	20	39	58	77	Black
2200K	41.6	208	415	623	830	Frosted
2500K	4.7	23	46	70	92	Black
2700K	47.8	239	477	716	954	Frosted
3000K						
3500K	5.4	27	53	80	106	Black
4000K	50.2	251	501	752	1002	Frosted
5000K						
5700K	5.7	28	56	84	111	Black
6500K						

With FM10 WD Module

CCT	Dimming Level	Efficacy (lm/W)	Luminous Flux per meter (lm/m)	Diffuser Type
			15W/m	
1800K	7%	29.9	31	Frosted
		3.3	3	Black
2000K	16%	33.6	81	Frosted
		3.7	9	Black
2200K	20%	37.2	112	Frosted
		4.1	12	Black
2500K	29%	42.7	186	Frosted
		4.7	21	Black
2700K	38%	46.4	264	Frosted
		5.2	29	Black
3000K	100%	51.8	778	Frosted
		5.8	86	Black

With FM10 RGB Module

CCT	Efficacy (lm/W)	Diffuser Type	RGB Wavelength (nm)
Red	13.5	Frosted	617 - 627
	1.5	Black	
Green	26.1	Frosted	515 - 525
	2.9	Black	
Blue	5.4	Frosted	464 - 474
	0.6	Black	

With FM12 RGBW Module

CCT	Efficacy (lm/W)	Diffuser Type	RGB Wavelength (nm) / White CCT
Red	22.5	Frosted	620 - 630
	2.5	Black	
Green	34.2	Frosted	515 - 525
	3.8	Black	
Blue	9.0	Frosted	460 - 470
	1.0	Black	
White	51.8	Frosted	3000K, 4000K, 6500K
	5.8	Black	

ORDERING MATRIX

FULLY ASSEMBLED WITH FLEXIBLE LINEAR LED STRIP

Module	Finishing	Diffuser	Length	LED Module Power & CCT				Wire End & Exit Configuration	Ingress Protection
LP20F	MB Matt Black SL Silver	F Frosted B Black	113 113mm ↑ ↓ 1963 1963mm *by every 50mm	FM6	5 5W/m	22 2200K	SE Single Wire End, End Cap Exit DE Double Wire End, End Cap Exit SR Single Wire End, Rear Exit DR Double Wire End, Rear Exit	IP40 IP40 IP54 IP54	
				10 10W/m	25 2500K				
				15 15W/m	27 2700K				
				20 20W/m	30 3000K				
					35 3500K				
					40 4000K				
					50 5000K				
					57 5700K				
					65 6500K				
			FM8 TW/WD	5 5W/m	TW1840 Tunable-White 1800K-4000K				
				10 10W/m	TW2765 Tunable-White 2700K-6500K				
				15 15W/m	WD1830 Dim-to-Warm 1800K-3000K				
	20 20W/m								
FM10 WD	15 15W/m	WD1830 Dim-to-Warm 1800K-3000K							
FM10 RGB	10 10W/m	RGB RGB							
	15 15W/m								
	20 20W/m								
FM12 RGBW	10 10W/m	RGBW30 RGBW(3000K)							
	15 15W/m	RGBW40 RGBW(4000K)							
	20 20W/m	RGBW65 RGBW(6500K)							

Example: LP20F-SL-F-963-5-30-SE-IP40

LP20F Profile, Silver, Frosted Diffuser, 963mm, with FM6 - 5W/m, 3000K, Single Wire End at End Cap Exit, IP40, Including 2 x End Cap & 2 x Mounting Clip

*Linear profiles of 113mm to 963mm length are supplied with 2 mounting clips.

*Linear profiles of 1013mm to 1463mm length are supplied with 3 mounting clips.

*Linear profiles of 1513mm to 1963mm are supplied with 4 mounting clips.

LINEAR PROFILE ONLY

Profile	Finishing	Diffuser	Length
LP20F	MB Matt Black SL Silver	F Frosted B Black	1000 1000mm
			1500 1500mm
			2000 2000mm

Example: LP20F-SL-F-2000

LP20F Profile, Silver, Frosted Diffuser, 2000mm

End Cap	Finishing	Type
LP20F-EC	B Black	O With Opening
	SL Silver	B Blank

Example: LP20F-EC-SL-O

LP20F End Cap, Silver, With Opening

Mounting Clip
LP20F-MC

Example: LP20F-MC

LP20F Mounting Clip